

# Funky Phonic Learning at Home Pack

## Activities with item you may have at home

These can be used with any of the phases using item that you may already have at home.

- Ask your child to write...
- Ask them to pick a sound and find an item that they have at home. How many items can they find for each sound?
- Ask them to circle the sounds in a magazine or newspaper.
- Put sand, flour or water in a tray and mix the sounds you have chosen.
- Go outside and find items that have the sounds you have chosen.
- Select 6-8 items and ask your child to write the sound. Get them to write the sound about the item.
- Choose a phase and write the sounds on a card.

s	a	t	p	i	n	m	d	g
o	c	k	ck	e	u	r	h	b
f	ff	l	ll	ss				

Phase 2 Sounds

© Funky Phonics

j	v	w	x	y	z	zz	qu	ch
sh	th	ng	ai	ee	igh	oa	oo	oo
ar	or	ur	ow	oi	ear	air	ure	er

Phase 3 Sounds

© Funky Phonics

## Tricky Word Wordsearch

i	o	c	r						
p	t								
		c	t	b	r	s			
		h	r	y	m	i			
			n	i	n	n			
		f	t	o	l				
		o	j	s	f				
			d	t	j				
			t	e	s				
			k	b	k				
			p	v					
			h	j					

# Funky Phonics Learning at Home Pack

This pack is aimed at helping supporting phonics at home. Inside is a variety of activities some which can be used for any phase and some that are aimed a specific phase.

Your child is following the Letters and Sounds programme which teaches the 44 sounds used in the English language. This can use used to spell words or sometimes pronounced in a other way. It has six phases, with only three of the phases having new sounds.

This pack includes sound mats for these phases which are **Phase 2**, **Phase 3** and **Phase 5**. Any phase specific activities will be colour coded for the phase as above. Your child's teacher will tell you which phase they are working on.

## Key Vocabulary

Your child may know or being using these words when using phonics:

**grapheme:** is what you see (the letter)

**phoneme:** is what you hear (the sound the letter makes)

**digraph:** two letters together that make one sound (e.g. sh ai)

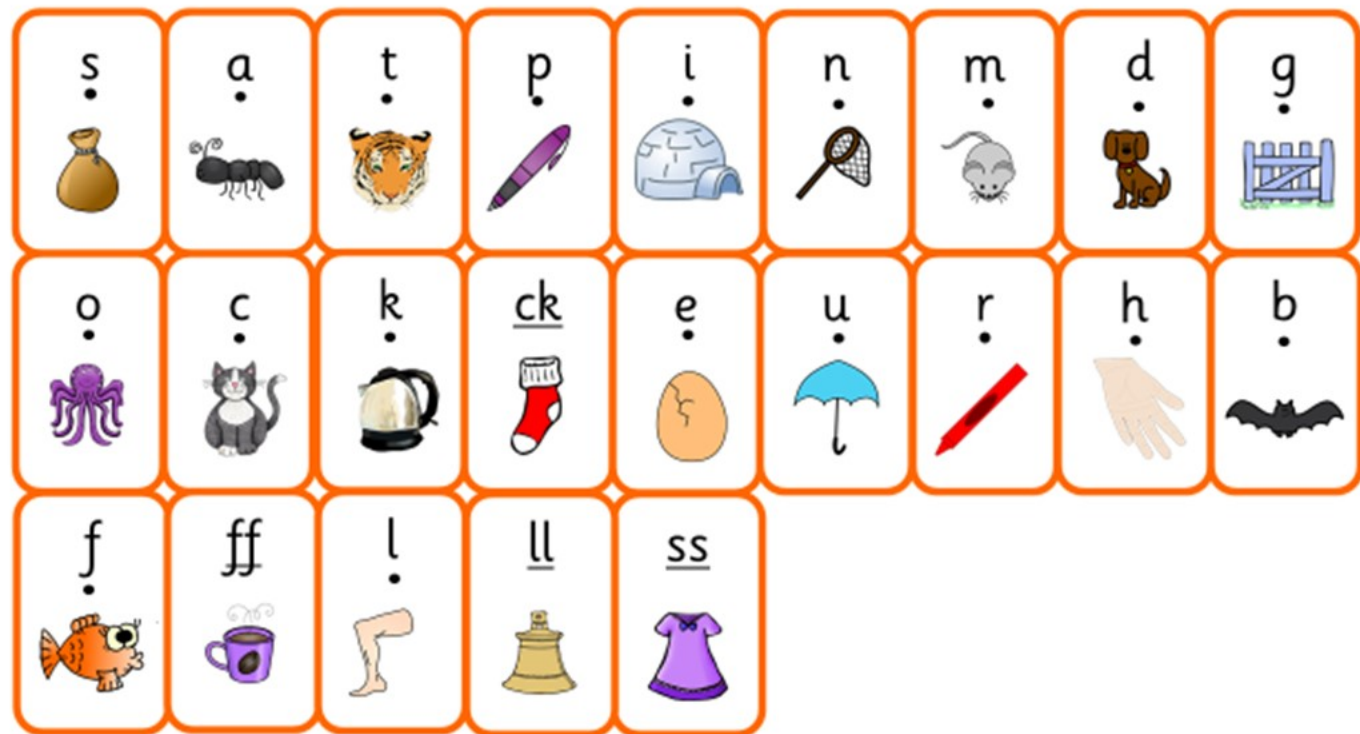
**trigraph:** three letters together that make one sound (air, igh)

**split digraph:** a digraph which has an 'e' usually at the end and is separated from the other letter by another (a\_e, e\_e, i\_e, o\_e, u\_e)



# How to help your child with reading at home

- **Learn how to say the sounds** through either the video or audio clips here: <https://home.oxfordowl.co.uk/reading/learn-to-read-phonics/#howtosaythesounds>
- **Read together** every day, even for just ten minutes.
- **Pick a quiet** and appropriate time to read
- **Talk about the story.** Talk about what is happening in the story 'what do you think this book is going to be about?'
- 'What do you think will happen next?' are great questions to engage your child in the storybook.
- **Identify tricky words** first before you start reading
- **Give them time** to decipher the words. Giving your child time to decipher the words and not rushing them will increase their confidence. It is important for children to learn the process of how to read words. That is how phonics works. Ask them to take their time, sound it out and blend it back together.
- **Write words on cards.** Put a dot under the letter that makes a sound and a line where there are two or three letters making a sound. (Take a look at the sound mats on the next page to see which sounds need a line)



## Phase 2 Sounds

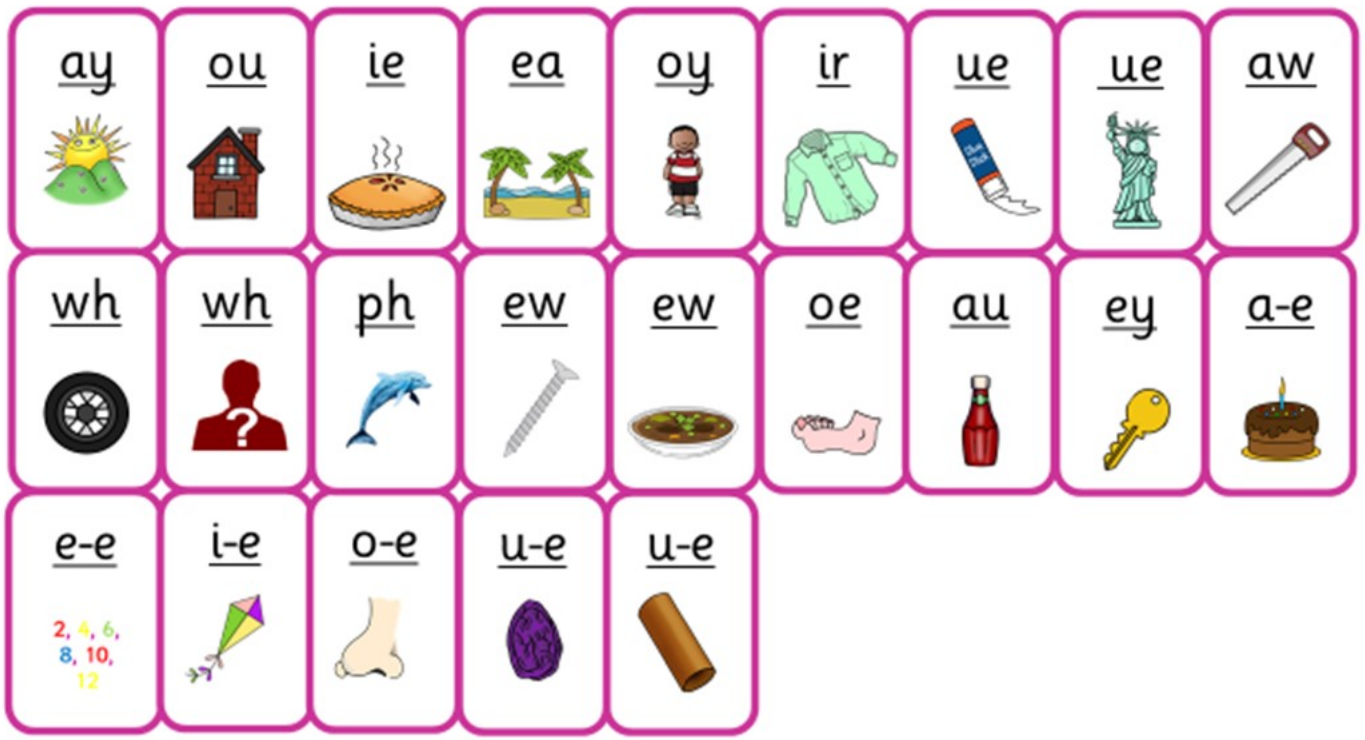
© Funky Phonics



## Phase 3 Sounds

© Funky Phonics





## Phase 5 Sounds

### Phase 2 Tricky Words

I	no	go
to	the	into

### Phase 3 Tricky Words

all	are	be
my	she	they
he	her	me
was	we	you

### Phase 4 Tricky Words

said	were	have
there	like	little
so	one	do
when	some	out
come	what	

### Phase 5 Tricky Words

asked	called	could
Mrs	oh	people
looked	their	Mr

# Interactive games to play on a computer

*Some of these may not work on tablets and may need flash installed on your browser*

- You can access a demonstration version of some of the read with phonics games here  
<https://learn.readwithphonics.com/school/phonics-games>
- There are free games which can be accessed on Phonics Play  
<https://www.phonicsplay.co.uk/InteractiveResources.htm>
- Phonics Bloom also have some free games that can be found here <https://www.phonicsbloom.com>
- There is a game from ICT games that's suitable for Phase 2 and early Phase 3 here:  
<https://www.ictgames.com/mobilePage/helpAHedgehog/index.html>
- For letter formation including cursive then check out Sky Writer  
<http://www.ictgames.com/mobilePage/skyWriter/index.html>
- For Phase 2/CVC word work take a look at Star Fall games:  
<https://www.starfall.com/h/word-machines>
- Monster phonics has phonic games for Reception, Year 1 and Year 2: <https://monsterphonics.com/games>
- For different phonic skills then these games are useful:  
<https://www.education.com/games/phonological-awareness/>

## Interactive games to play on a computer

- You can sign up for free on Teach Your Monster to Read is access their games on a computer. You may have to pay for the app but they do sometimes offer this for FREE.  
<https://www.teachyourmonstertoread.com/about-the-game/why-is-it-free>
  - Some games and useful videos here: <https://slp.cjfallon.ie/>
  - Phonics Herp offer parents a FREE 7- day trial here <https://www.phonicshero.com/parents-sign-up-new/>, after that you will need to pay.
  - You can access FREE ebooks here:  
<https://home.oxfordowl.co.uk/books/free-ebooks/>
  - On youtube search for Geraldine Giraffe and Mr Thorne does Phonics for videos.
- 

### To be used on a laptop or computer that has PowerPoint

From our website you can download Phonics Screening Generators for each of the phonics screening that have been produced so far.

You can download them here:

<https://www.funkyphonicsresources.co.uk/phonics-screening>

Scroll down to the FREE resources at the bottom.



## Activities with item you may have at home

*These can be used with any of the phases using item that you may already have at home.*

- Ask your child to write a list of toys in your toy box
- Ask them to pick a sound from the phase mat they know. Get them to have a look in books, magazines or newspapers at home. How many words you can find with that sound? Write them down.
- Ask them to circle or colour a sound from the phase mat in a magazine or newspaper.
- Put sand, flour, salt or shaving foam in a tray. Practice writing the sounds you've been learning or tricky words.
- Go outside with a pot of water and a paintbrush. Write the sounds you've been learning
- Select 6-8 objects from the list on the next page for the phase your child is working on. Ask your child to look at them, then get them to close their eyes. Take one object away. Can they write the object that is missing? Can they write a sentence about it?
- Chose selection of objects from the list on the next page for the phase your child is on. Can they match objects that have the same sound?

- Select 6-8 objects from the list below for the phase your child is working on. Ask your child to look at them, then cover them over. Can they write the list of objects?
- Write a story together and illustrate it.
- Use a timer and see how many sounds they can write before it runs out.
- Play hangman with some of the words below.

## Object List for Games

Phase 2	Phase 3	Phase 5
can pot pen sock doll map mat cap cat dog pig peg bat hat man mug cup carrot bag bus bell	jam van box zip chip shell cash ring light tights peel (orange or banana peel) chain soap boat boot hook book wool car cord jar fork cork turnip cow towel soil coin hammer letter	spray tray crayon pound tie pie bead leaf peach teabag boy toy skirt bird glue tissue saw straw wheel whisk dolphin screw tomatoes potatoes key monkey plane cake tape snake lime bike phone cone stone tube cube prune

# Sound Card for activities

s

s

a

a

t

t

p

p

i

i

n

n

m

m

d

d

g

g

o

c

c

k

k

ck

ck

e

e

r

r

u

u

b

b

f

f

ff

ff

h

h

l

l

ll

ll

ss

ss



j

j

v

v

w

w

x

x

y

y

z

z

zz

zz

qu

qu

sh

sh

ch

ch

th

th

ng

ng

ai

ai

ee

ee

igh

igh

oa

oa

oo

oo

ar

ar

or

or

ur

ur

ow

ow

oi

oi

ear

ear

air

air

ure

ure

er

er

ay

ay

ou

ou

ie

ie

ea

ea

oy

oy

ir

ir

ue

ue

aw

aw

wh

wh

ph

ph

ew

ew

oe

oe

au

au

ey

a

\_\_\_\_\_

e

e

\_\_\_\_\_

e

i

\_\_\_\_\_

e

o

\_\_\_\_\_

e

u

\_\_\_\_\_

e

# Activities for the Sound Cards

*These can be used with any of the phases*

- Play snap with the sounds. If working on Phase 5 use the Phase 3 sounds too and see if they can snap the ones that make the same sound.
- Choose some sounds and turn them over. Take turns to turn two over. What sound are they? Are they the same? If they are you keep them. If working on Phase 5 use the Phase 3 sounds too and see if they can match ones that make the same sound.
- Choose some sounds from the phase your child is working on. How many words can they make using just those sounds?
- Place the sounds around the house or garden. Say a sound and ask them to find it. Make it fun using a timer.
- Play fastest finger. Who can touch the sound said the quickest?
- Use the sounds to make the tricky words for the phase they are one.
- Play make a word on the next page.




## Make a word

*These can be used with any of the phases, suggested answers are colour coded for the phase.*

- Make the name of someone in your family (mom, dad, gran, sister, nephew)
- Make the word for a type of pet (dog, cat, bird, snake, rabbit, fish)
- Make the word for something you would find in the bathroom (tap, sink, brush, towel, bath, soap, tissue)
- Make the word for something you would wear (hat, boots, sock, cap, kit, skirt, shirt, dress, tie, jacket, tights)
- Make a word for part of your body (leg, lip, arm, foot, feet, teeth, thigh, hair, elbow, face, mouth, nose, toe)
- Make a word something you'd find in or on your house (bed, cup, mug, mat, peg, pen, chair, roof, chimney, stairs, bath, sink, clock, toys)
- Make a word for something you can eat (bun, jam, loaf, food, burger, chips, fish, cake, lime, melon, carrot, fig)



# Phase 2



# Tricky Word Wordsearch

i	o	c	r	l	c	t	b	r	s
p	t	v	l	z	h	r	y	m	i
b	w	e	s	n	d	n	i	n	n
d	f	v	c	w	h	f	t	o	l
r	t	i	o	d	r	o	j	s	f
z	z	h	r	g	g	e	d	t	j
o	h	u	e	d	n	q	t	e	s
w	p	l	t	s	t	o	k	b	k
r	u	t	b	z	I	z	y	p	v
t	l	g	g	o	p	d	b	h	j

Can you find these tricky words?

to

go

the

no

into

I



Start

Finish





## PHase 2 SOUND it out




Roll a dice and move that many spaces. Sound out the picture you have landed on. Can you write it or use your sound cards to make it?

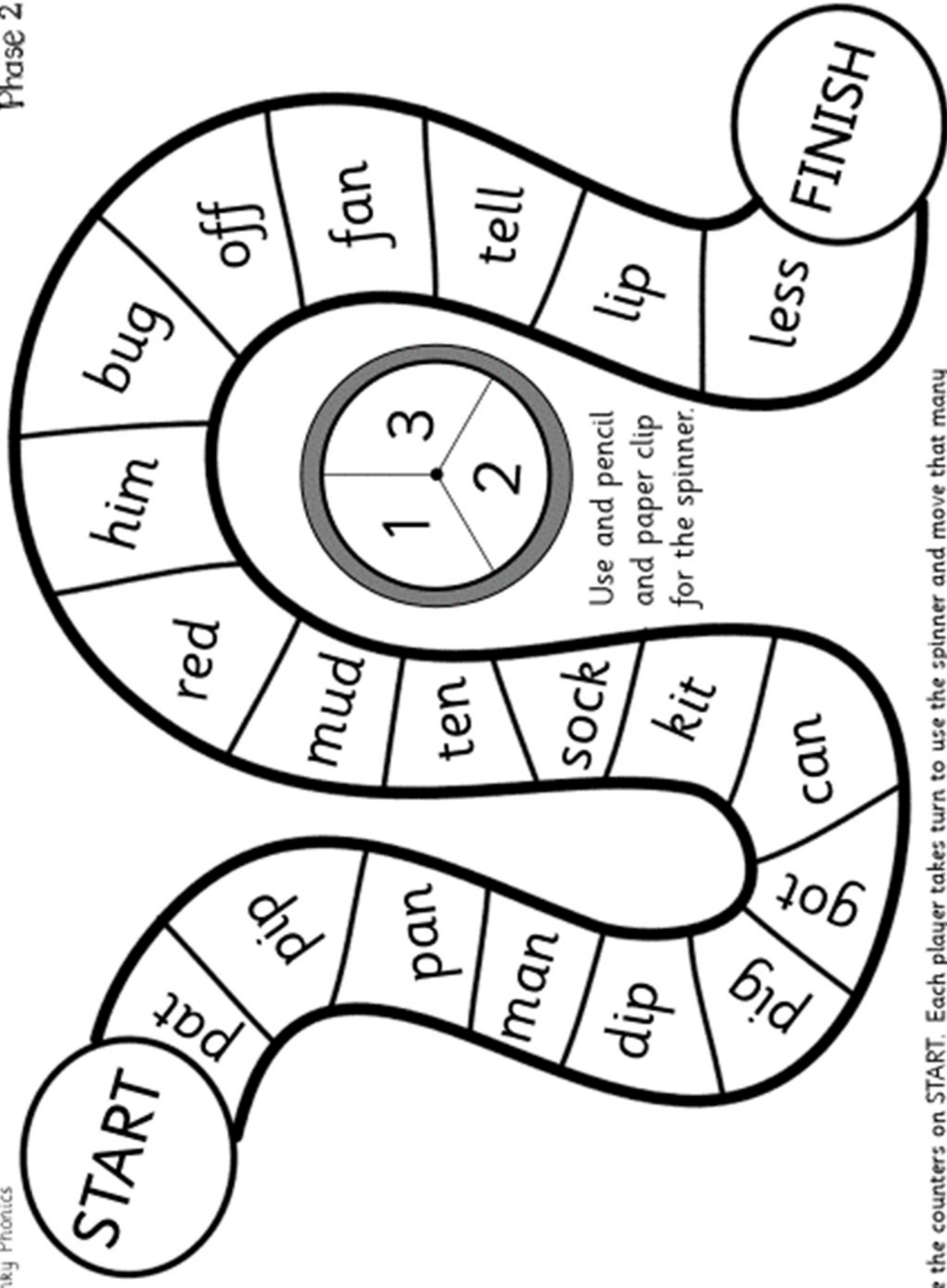
© Funky Phonics



# Tricky Word Spelling

 Read the word	 join Join the dots	rainbow Write a rainbow	colourful Write each letter in a different colour	 Cover the words up and write them
the	the	the		
to	to	to		
into	into	into		


 Read the word	 join Join the dots	rainbow Write a rainbow	colourful Write each letter in a different colour	 Cover the words up and write them
I	I	I		
no	no	no		
go	go	go		



Place the counters on START. Each player takes turn to use the spinner and move that many places. Can they read the word they land on?



# Phase 3



# Tricky Word Wordsearch

u	e	a	v	s	h	i	o	m	e
b	l	h	y	e	y	a	z	g	e
l	l	s	c	a	r	y	g	j	m
w	h	q	t	e	d	x	q	o	v
o	p	e	b	h	y	o	u	f	t
e	a	q	r	z	e	w	f	v	w
b	p	j	s	h	e	y	a	e	t
q	e	k	i	r	q	k	q	s	c
p	a	n	q	t	j	m	d	b	x
a	i	f	o	b	y	n	b	t	f

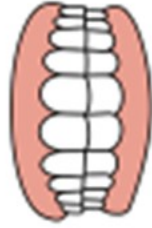
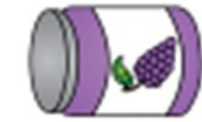
Can you find these tricky words?

all	are
my	she
he	her
was	we



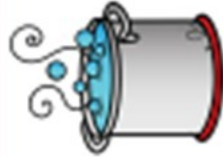
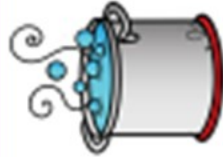
Start

Finish






# PHase 3 SOUND it out




Roll a dice and move that many spaces. Sound out the picture you have landed on. Can you write it or use your sound cards to make it?

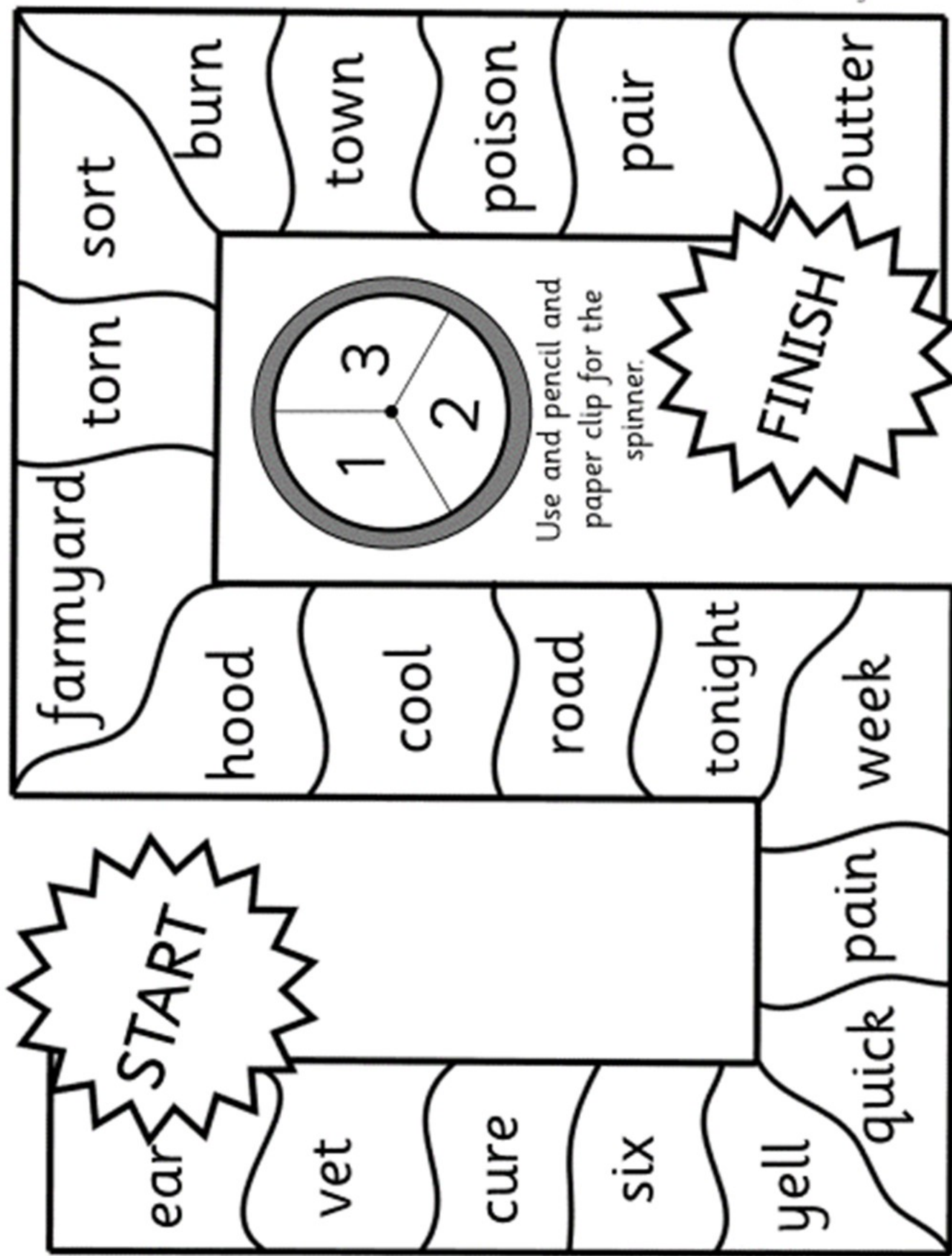


© Funky Phonics

# Tricky Word Spelling

 Read the word	 join Join the dots	rainbow Write a rainbow	colourful Write each letter in a different colour	 Cover the words up and write them
he	he	he		
she	she	she		
we	we	we		
me	me	me		
be	be	be		


 Read the word	 join Join the dots	rainbow Write a rainbow	colourful Write each letter in a different colour	 Cover the words up and write them
was	was	was		
you	you	you		
they	they	they		
all	all	all		



Place the counters on START. Each player takes turn to use the spinner and move that many places. can they read the word they land on?



# Phase 4





# Tricky Word Wordsearch

m	n	l	i	t	t	l	e	d	g
i	o	p	t	h	e	r	e	o	t
m	j	q	m	s	w	h	a	t	q
s	o	m	e	b	m	c	o	m	e
v	y	k	c	q	w	e	r	e	h
l	i	k	e	q	a	e	o	b	f
h	a	v	e	n	g	k	i	b	f
d	o	b	x	s	o	t	x	u	q
s	a	i	d	h	s	o	n	e	k
s	j	r	w	h	e	n	o	u	t

Can you find these tricky words?

said

were

have

there

like

little

so

do

one

when

come


some

out

what

Start

Finish








# PHASE 4

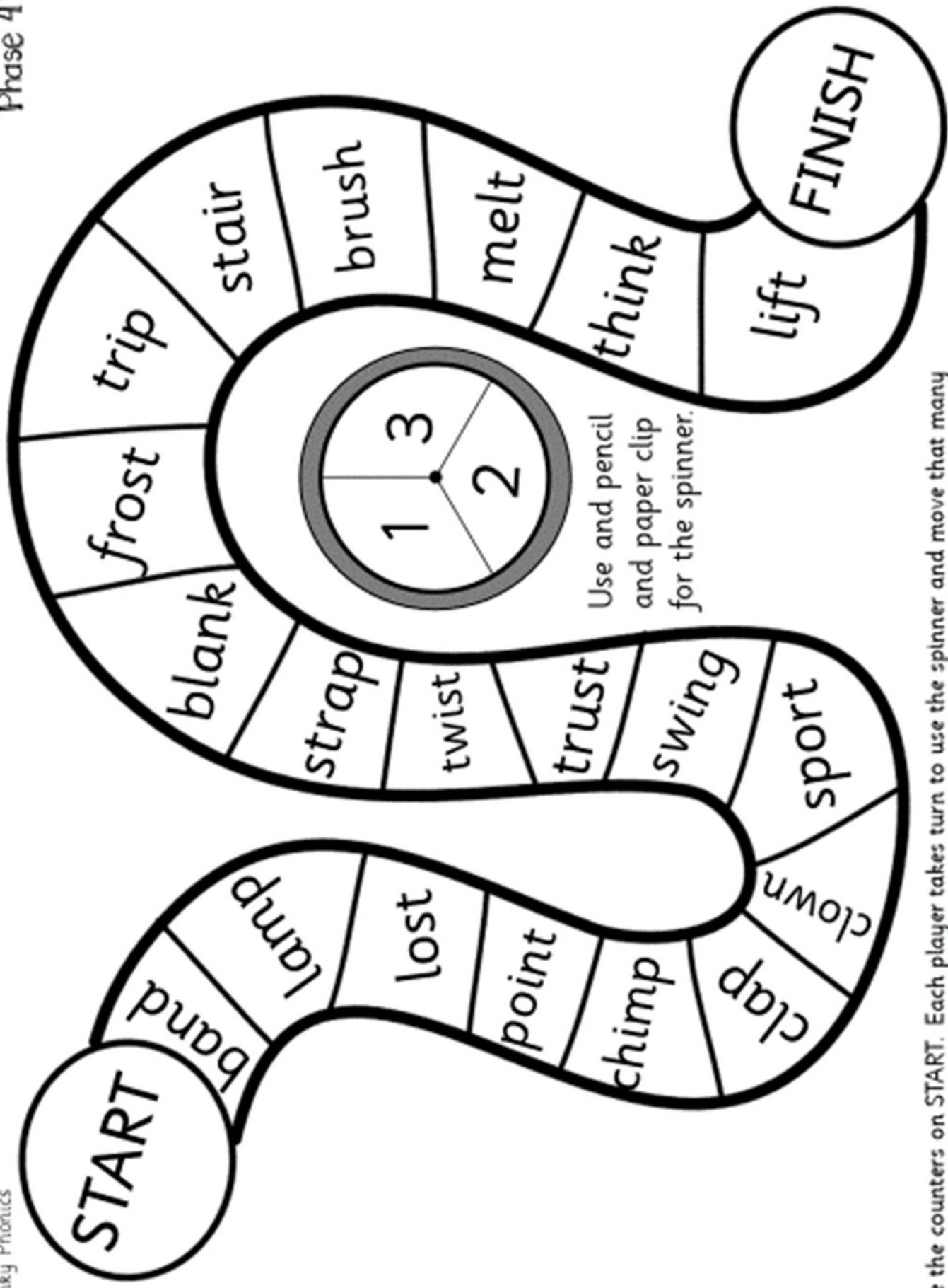
## SOUND it out

Roll a dice and move that many spaces. Sound out the picture you have landed on. Can you write it or use your sound cards to make it?

# Tricky Word Spelling

 Read the word	 join Join the dots	 Write a rainbow	 Write each letter in a different colour	 Cover the words up and write them
some	some	some		
come	come	come		
were	were	were		
there	there	there		
little	little	little		


 Read the word	 join Join the dots	 Write a rainbow	 Write each letter in a different colour	 Cover the words up and write them
one	one	one		
when	when	when		
out	out	out		
what	what	what		



Place the counters on START. Each player takes turn to use the spinner and move that many places. Can they read the word they land on?



# Phase 5



# Tricky Word Wordsearch

z	q	m	r	s	r	l	q	f	r
p	c	z	t	h	e	i	r	x	l
b	y	z	p	e	o	p	l	e	r
c	o	u	l	d	m	u	i	b	y
o	h	q	e	n	w	d	f	e	b
p	z	p	p	p	i	t	w	t	a
p	l	o	o	k	e	d	z	r	r
c	a	l	l	e	d	k	f	h	f
b	y	i	x	u	p	c	l	x	g
m	m	r	s	c	a	s	k	e	d

Can you find these tricky words?

asked

called

could

mrs

oh

people

looked

their

mr



Start

Finish



# PHASE 5

## SOUND it out






Roll a dice and move that many spaces. Sound out the picture you have landed on. Can you write it or use your sound cards to make it?






© Funky Phonics

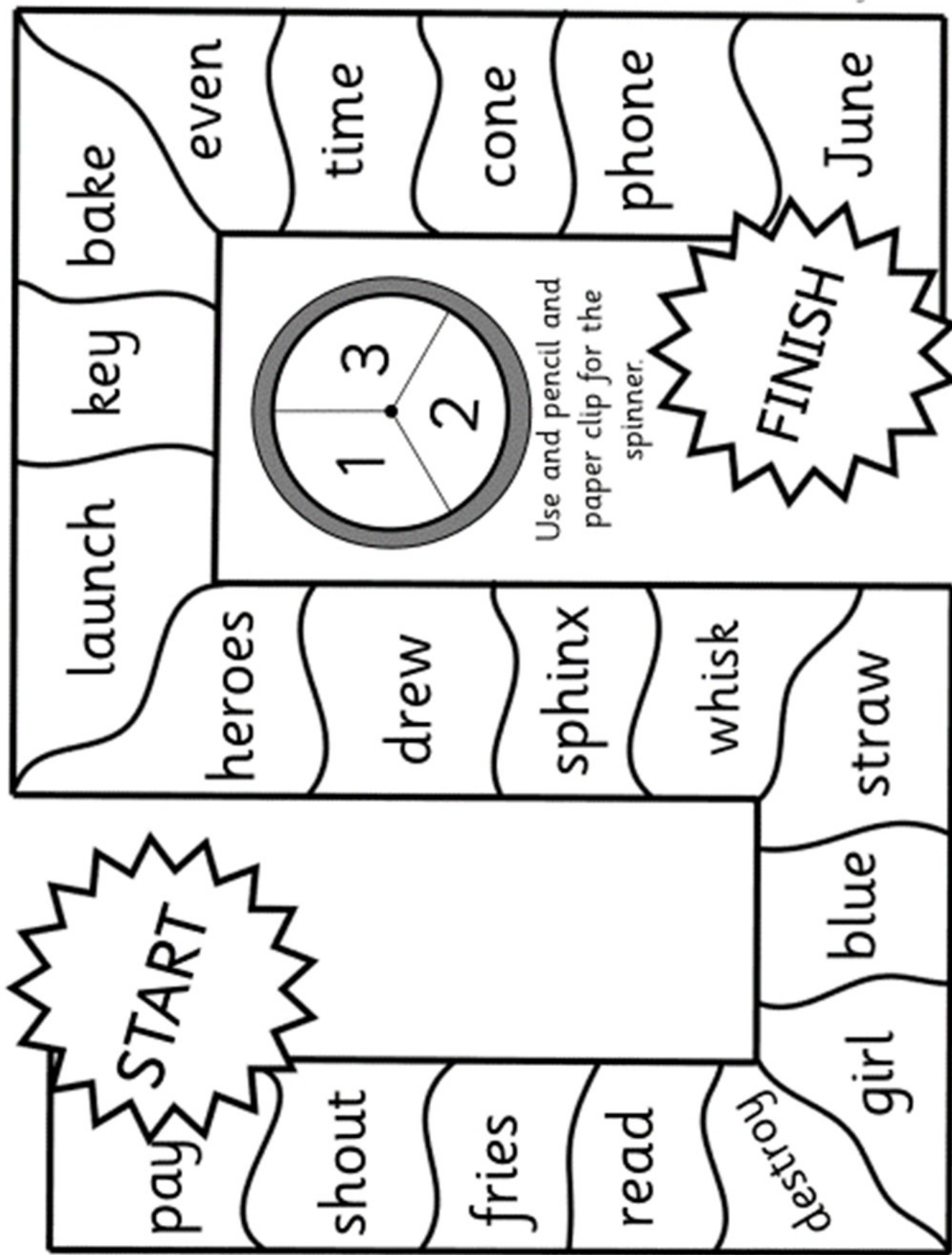
# 5



# Tricky Word Spelling


 Read the word	 Join the dots	 Write a rainbow	 Write each letter in a different colour	 Cover the words up and write them
oh	oh	oh		
their	their	their		
people	people	people		
Mr	Mr	Mr		
Mrs	Mrs	Mrs		

 Read the word	 Join the dots	 Write a rainbow	 Write each letter in a different colour	 Cover the words up and write them
looked	looked	looked		
called	called	called		
asked	asked	asked		
could	could	could		






# Alien Activities





## Name the Alien









Use the sound cards to  
create names for your alien.

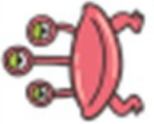
Which name is your  
favourite?

--	--	--

## Roll and Read Alien Names

Roll a dice and choose a name to read under the number you rolled. Use a timer and see how quick you can read them all

					
taib	heeb	pight	oap	roop	moy
vay	zeap	rieb	poe	plew	poil
pame	teve	mide	vone	missue	dir
fayon	teep	dight	hobe	dube	gur





# Phase 5 Alien Word Board 5



tove

duje kige mube vife cose amute jode trine

nrole nuve vone nide bute froje vrute zibe

loke

slupe flose vute zile clute troke lipe ove

invine

flipe thupe rige shobe jube gloge frume pibe

upe

tope chipe duve goke crufe yive mupe stobe



# Phase 3 Alien Word Game 2



ight

jigh aiz peeb leng yigh leet vait meng

neef weng naid kighp naif sheek kang chight

reeb

jang

sighb baip cheem ging zight peen naiz beng

kaig vighp lang feep aif dight vong weeg

daib

pait deng zee kigh ighk maig queep hing



# Credit

We would like to give credit to these amazing people for use of their clipart

